

State Project No.  
92070-3512



THIS CONTRACT PLAN SET INCLUDES:  
ROADWAY PLANS

STATE OF FLORIDA  
DEPARTMENT OF TRANSPORTATION

PLANS OF PROPOSED  
STATE HIGHWAY

STATE PROJECT NO. 92070-3512 (FEDERAL FUNDS)  
OSCEOLA COUNTY  
STATE ROAD NO. 60

INDEX OF ROADWAY PLANS

SHEET NO.	SHEET DESCRIPTION
1	KEY SHEET
2	SUMMARY OF PAY ITEMS
3	TYPICAL SECTION
4	RUMBLE STRIP DETAIL
5	SIGNING AND PAVEMENT MARKINGS
	TABULATION OF QUANTITIES

BEGIN PROJECT  
STA 5+96.64  
M.P. 0.113

BEGIN CONSTRUCTION  
STA 0+00.00

TO LAKE WALES

T 31 S  
T 32 S

END PROJECT/CONSTRUCTION  
STA 1035+03.84

TO VERO BEACH  
TO FT. PIERCE

TO OKEECHOBEE

LENGTH OF PROJECT

	LINEAR FT.	MILES
ROADWAY	102907.20	19.490
BRIDGES	0.00	0.00
NET LENGTH OF PROJ.	102907.20	19.490
EXCEPTIONS	0.00	0.00
GROSS LENGTH OF PROJ.	102907.20	19.490

DESIGNED BY: MIKE MOHLER FDOT PROJECT MANAGER : GEORGE A. BORCHIK, P.E.

W.P.I. NO.5115769

93 1

LOCATION OF PROJECT

BEGIN CONSTRUCTION AT THE WEST SIDE OF  
THE BRIDGE (M.P. 0.00) AND END CONSTRUCTION  
AT THE WEST LIP OF SR 15.

THIS IS A SAFETY JOB.

ATTENTION IS DIRECTED TO THE FACT THAT  
THESE PLANS MAY HAVE BEEN REDUCED IN  
SIZE BY REPRODUCTION. THIS MUST BE  
CONSIDERED WHEN OBTAINING SCALED DATA.  
GOVERNING SPECIFICATIONS: STATE OF FLORIDA,  
DEPARTMENT OF TRANSPORTATION, STANDARD  
SPECIFICATIONS, DATED 1991 AND SUPPLEMENTS  
THERE TO IF NOTED IN THE SPECIAL PROVISIONS  
FOR THIS PROJECT.

ROADWAY PLANS  
APPROVED BY: GEORGE A. BORCHIK, P.E.  
DATE: 12/18/92  
P.E. NO.: 0040053

12/18/92  
CES0152

CESPJ15-2  
PAGE 01 OF 01

92070-3512

A S L P T C	SUMMARY OF ROADWAY PAY ITEMS						
	ITEM	ITEM	UN	92070-3512			QUANTITY
	NUMBER		IT	FA PART			TOTAL
1	101- 1-	MOBILIZATION	LS	1.000			1.000
1	102- 1-	MAINT OF TRAFFIC	LS	1.000			1.000
2	102- 10-	OFF-DUTY LAW ENFORCEMENT OFFICER	MM	1000.000			1000.000
2	102- 75-	SIGNS CONSTRUCTION (TEMP - POST MOUNTED)	ED	2750.000			2750.000
2	102- 77-	HIGH INTENSITY FLASHING LIGHTS (TEMP - TYPE B)	ED	1625.000			1625.000
1	120- 2-	EXCAVATION BORROW (TRUCK MEASURE)	CY	15319.000			15319.000
1	120- 71-	REGULAR EXCAVATION (3-R PROJECTS ONLY)	LS	1.000			1.000
2	285-716-	BASE OPTIONAL (BASE GROUP 16)	SY	97121.200			97121.200
1	331- 2-	ASPH CONC TYPE S	TN	6850.000			6850.000
2	546- 72- 51	RUMBLE STRIP (GROUND-IN) (16" MIN. WIDTH)	PM	39.000			39.000
1	570- 5-	FERTILIZER	TN	9.500			9.500
1	570- 9-	WATER FOR GRASS	MG	106.000			106.000
1	575- 1-	SODDING	SY	102485.000			102485.000

NOTE: \* IDENTIFIES ITEMS NORMALLY REQUIRING SHOP DRAWINGS - CONTRACTOR SHALL DETERMINE OTHER ITEMS REQUIRING SHOP DRAWINGS.

12/18/92  
CES0152

CESPJ15-2  
PAGE 01 OF 01

92070-3512

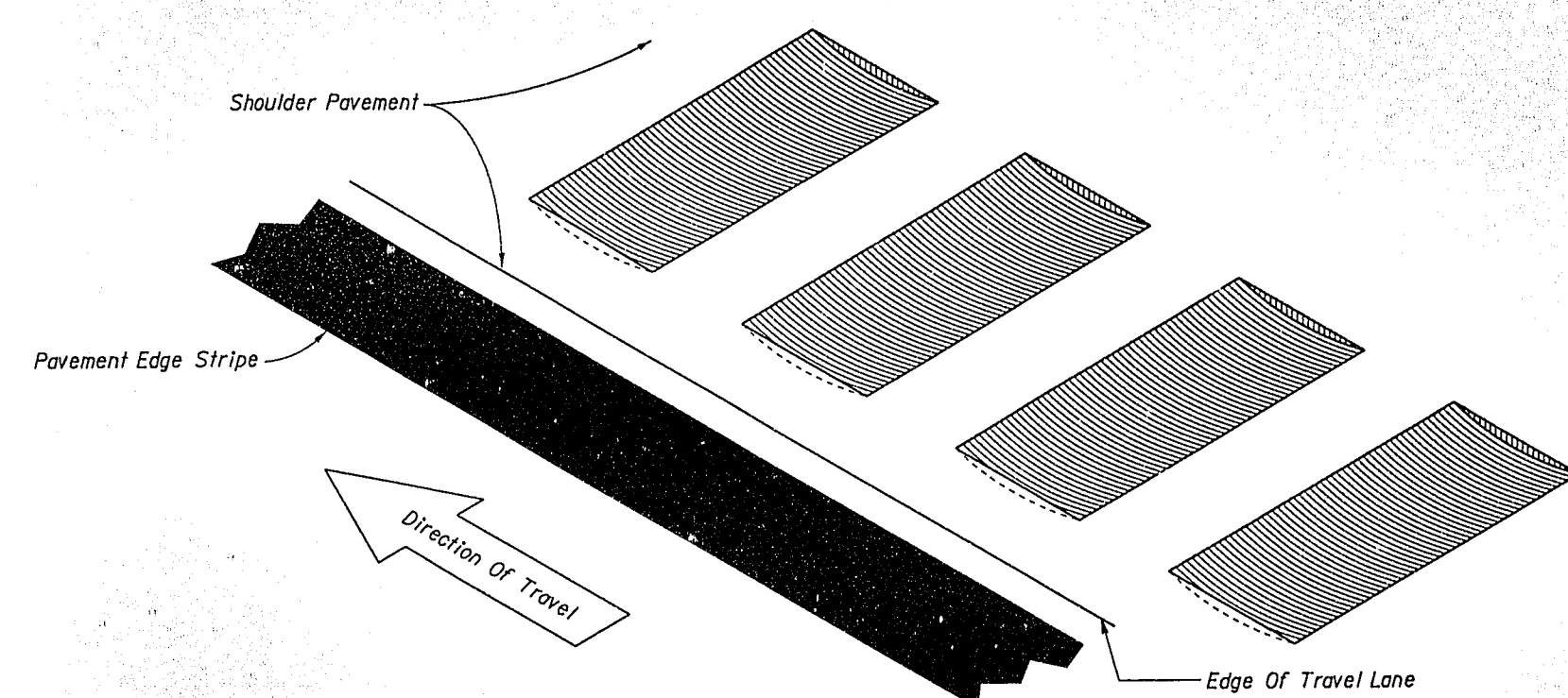
A S L P T C	SUMMARY OF SIGNING PAY ITEMS						
	ITEM	ITEM	UN	92070-3512			QUANTITY
	NUMBER		IT	FA PART			TOTAL
1	706- 1- 12	MARKER PAVEMENT REFLECTIVE(FBI) (CLASS B)	EA	2870.000			2870.000
1	711- 1-	TRAFFIC STRIPE SKIP THERMOPLASTIC	GM	19.020			19.020
1	711- 6-241	TRAFFIC STRIPE SOLID THERMOPLASTIC (24")	LF	12.000			12.000
1	711- 8- 61	TRAFFIC STRIPE SOLID THERMOPLASTIC (6")	NM	41.960			41.960

NOTE: \* IDENTIFIES ITEMS NORMALLY REQUIRING SHOP DRAWINGS - CONTRACTOR SHALL DETERMINE OTHER ITEMS REQUIRING SHOP DRAWINGS.

REVISIONS										FLORIDA DEPARTMENT OF TRANSPORTATION	SUMMARY OF PAY ITEMS
DATE	BY	DESCRIPTION	DATE	BY	DESCRIPTION	DATE	BY	DESCRIPTION	DATE		

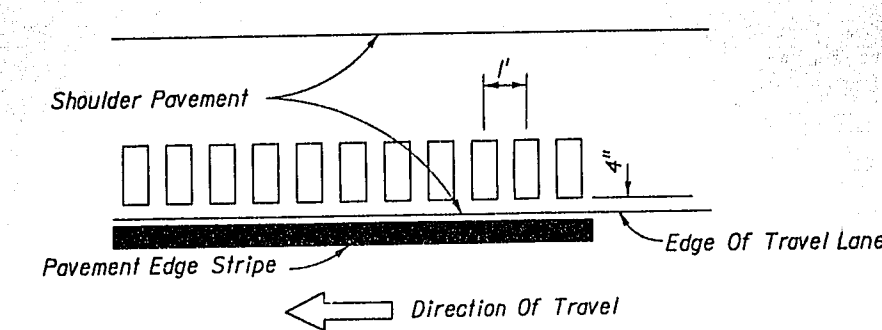




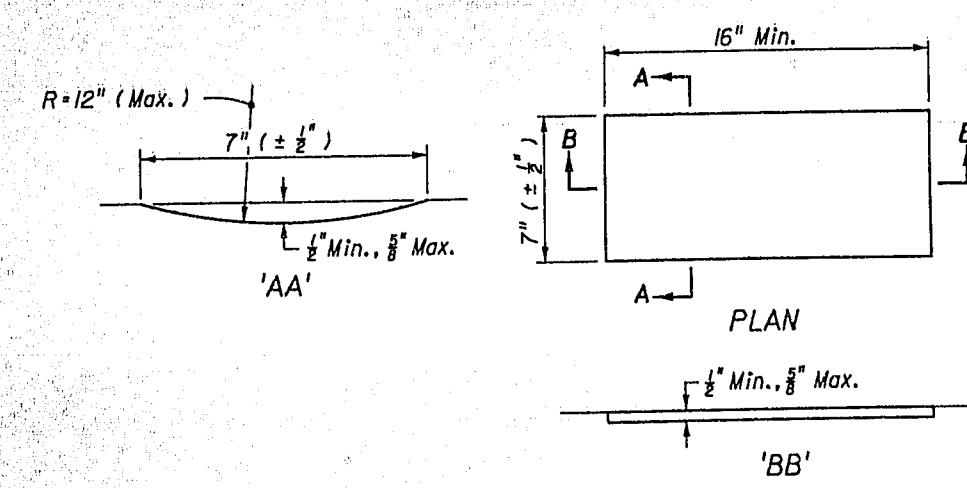
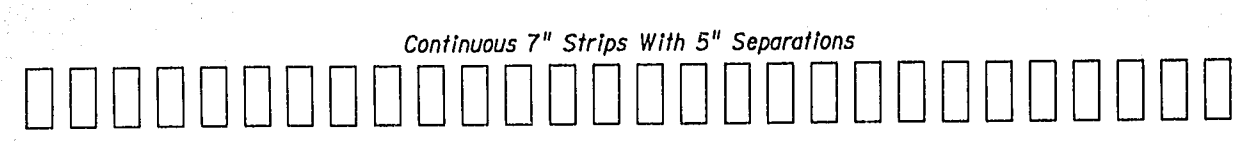


ISOMETRIC

- NOTES
1. INDENTATIONS SHALL BE CONSTRUCTED ON ALL SHOULDERS.
  2. INDENTATIONS WILL NOT BE REQUIRED ON BRIDGE SHOULDERS.
  3. INDENTATIONS WILL NOT BE CONSTRUCTED ACROSS DRIVEWAYS.



TYPICAL SHOULDER INSTALLATION



DETAIL - GROUND-IN RUMBLE STRIP

# CONTINUOUS SHOULDER RUMBLE STRIPS (GROUND-IN)

*Signature*  
12/1/92

REVISIONS											
DATE	BY	DESCRIPTION	DATE	BY	DESCRIPTION	DATE	BY	DESCRIPTION	DATE	BY	DESCRIPTION

FLORIDA DEPARTMENT OF TRANSPORTATION	RUMBLE STRIP DETAIL
--------------------------------------	---------------------



